




# HDB3w Miniature Circuit breaker

Standard: IEC/EN60898-1

**3SERIES**  
MORE VALUE FOR PRICE!



## HDB3w Selection Guide

HDB3wL Miniature standard circuit breaker	Type	Rated current	Trip type		
			B	C	D
4.5kA 	1P	1	-	HDB3wL1C1	HDB3wL1D1
		2	-	HDB3wL1C2	HDB3wL1D2
		3	-	HDB3wL1C3	HDB3wL1D3
		4	-	HDB3wL1C4	HDB3wL1D4
		5	-	HDB3wL1C5	HDB3wL1D5
		6	HDB3wL1B6	HDB3wL1C6	HDB3wL1D6
		8	HDB3wL1B8	HDB3wL1C8	HDB3wL1D8
		10	HDB3wL1B10	HDB3wL1C10	HDB3wL1D10
		13	HDB3wL1B13	*HDB3wL1C13	HDB3wL1D13
		16	HDB3wL1B16	*HDB3wL1C16	HDB3wL1D16
		20	HDB3wL1B20	*HDB3wL1C20	HDB3wL1D20
		25	HDB3wL1B25	*HDB3wL1C25	HDB3wL1D25
		32	HDB3wL1B32	*HDB3wL1C32	HDB3wL1D32
		40	HDB3wL1B40	*HDB3wL1C40	HDB3wL1D40
		50	HDB3wL1B50	*HDB3wL1C50	HDB3wL1D50
		63	HDB3wL1B63	*HDB3wL1C63	HDB3wL1D63
4.5kA 	1P+N	10	HDB3wL5B10	HDB3wL5C10	HDB3wL5D10
		13	HDB3wL5B13	HDB3wL5C13	HDB3wL5D13
		16	HDB3wL5B16	HDB3wL5C16	HDB3wL5D16
		20	HDB3wL5B20	HDB3wL5C20	HDB3wL5D20
		25	HDB3wL5B25	HDB3wL5C25	HDB3wL5D25
		32	HDB3wL5B32	HDB3wL5C32	HDB3wL5D32
		40	HDB3wL5B40	HDB3wL5C40	HDB3wL5D40
		50	HDB3wL5B50	HDB3wL5C50	HDB3wL5D50
63	HDB3wL5B63	HDB3wL5C63	HDB3wL5D63		
4.5kA 	2P	1	-	HDB3wL2C1	HDB3wL2D1
		2	-	HDB3wL2C2	HDB3wL2D2
		3	-	HDB3wL2C3	HDB3wL2D3
		4	-	HDB3wL2C4	HDB3wL2D4
		5	-	HDB3wL2C5	HDB3wL2D5
		6	HDB3wL2B6	HDB3wL2C6	HDB3wL2D6
		8	HDB3wL2B8	HDB3wL2C8	HDB3wL2D8
		10	HDB3wL2B10	*HDB3wL2C10	HDB3wL2D10
		13	HDB3wL2B13	*HDB3wL2C13	HDB3wL2D13
		16	HDB3wL2B16	*HDB3wL2C16	HDB3wL2D16
		20	HDB3wL2B20	*HDB3wL2C20	HDB3wL2D20
		25	HDB3wL2B25	*HDB3wL2C25	HDB3wL2D25
		32	HDB3wL2B32	*HDB3wL2C32	HDB3wL2D32
		40	HDB3wL2B40	*HDB3wL2C40	HDB3wL2D40
		50	HDB3wL2B50	*HDB3wL2C50	HDB3wL2D50
		63	HDB3wL2B63	*HDB3wL2C63	HDB3wL2D63

The reference with "\*" means that it has 40°C and 50°C. Please add "50D" at the end as 50°C reference.



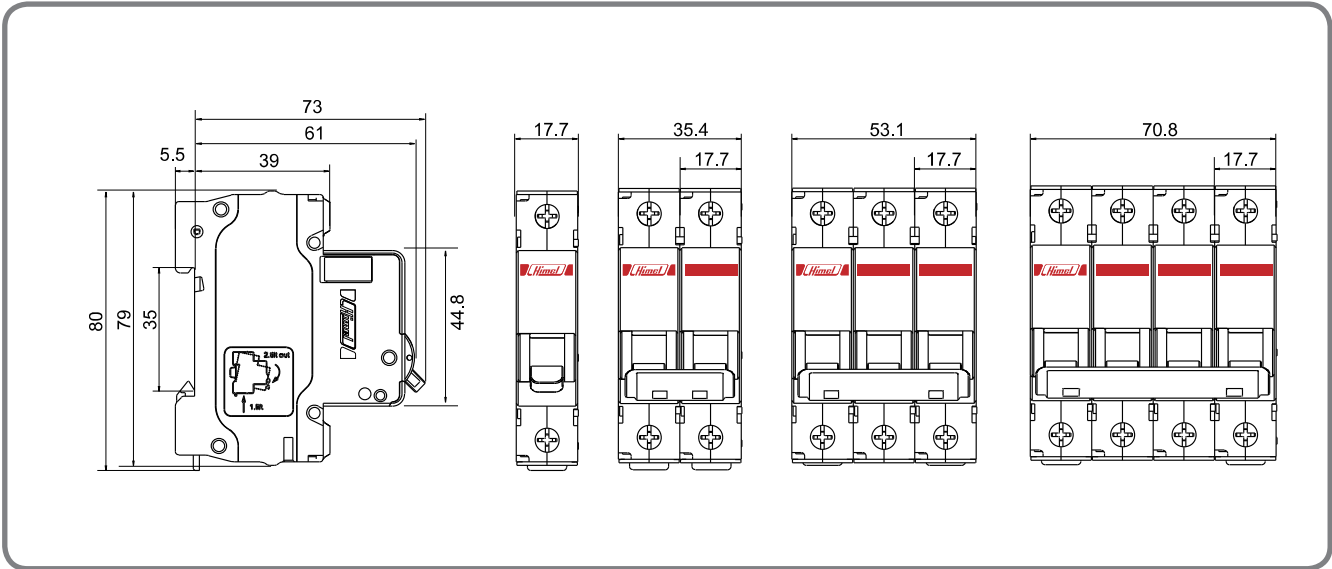
# HDB3w Miniature Circuit breaker

Standard: IEC/EN60898-1

**3SERIES**  
MORE VALUE FOR PRICE!



## HDB3w Installation Dimension



Final Distribution



# HDB3w Miniature Circuit breaker

Appendix

**3SERIES**  
MORE VALUE FOR PRICE!



## Trip Characteristic

### B features

The miniature circuit breaker with B tripping features meets IEC 60898 standard and applies to providing protection for the resistive load or the load without impulse current.

### C features

The miniature circuit breaker with C trip features meets IEC60898 standard and applies to providing protection for the resistive load and the inductive load with lower impulse current

### D features

The miniature circuit breaker with D trip features meets IEC60898 standard and applies to providing protection for the load with higher impulse current at circuit connection.

Tripping type	Compliance standard	Thermal trip characteristics				Electro-magnetic trip characteristics			
		Test current	Test time	Initial state	Expected result	AC test current	Test time	Initial state	Expected result
B	IEC60898	1.13I <sub>n</sub>	1h	Cold state	Non tripping	3I <sub>n</sub>	0.1s	Cold state	Non-tripping
		1.45I <sub>n</sub>	1h	Heated state	Tripping	5I <sub>n</sub>	0.1s		Tripping
C	IEC60898	1.13I <sub>n</sub>	≥1h(≤ 63A) ≥ 2h( 63A)	Cold state	Non tripping	10I <sub>n</sub>	≥0.1s		Non-tripping
		1.45I <sub>n</sub>	1h (≤ 63A) 2h ( 63A)	Heated state	Tripping	10I <sub>n</sub>	0.1s		Tripping
D	IEC60898	1.13I <sub>n</sub>	≥1h	Cold state	Non tripping	20I <sub>n</sub>	≥0.1s		Non-tripping
		1.45I <sub>n</sub>	1h	Heated state	Tripping		0.1s		Tripping

## Tripping Curve

