




HDM6s Molded Case Circuit Breaker

Standard: IEC/EN 60947-2



Order Information

Type	Pole	In A	Fixed Thermal Magnetic				Thermo-adjustable	
			L-type	S-Type	M-type	T-Type	M-type	T-Type
 HDM6s-400	3	200	HDM6s400L2003XXXF	HDM6s400S2003XXXF	-	-	-	-
		225	HDM6s400L2253XXXF	HDM6s400S2253XXXF	-	-	-	-
		250	HDM6s400L2503XXXF	HDM6s400S2503XXXF	-	-	HDM6s400M2503XXX3	HDM6s400T2503XXX3
		315	HDM6s400L3153XXXF	HDM6s400S3153XXXF	-	-	-	-
		350	HDM6s400L3503XXXF	HDM6s400S3503XXXF	-	-	-	-
		400	HDM6s400L4003XXXF	HDM6s400S4003XXXF	-	-	HDM6s400M4003XXX3	HDM6s400T4003XXX3
	4	200	HDM6s400L2004XXXF	HDM6s400S2004XXXF	-	-	-	-
		225	HDM6s400L2254XXXF	HDM6s400S2254XXXF	-	-	-	-
		250	HDM6s400L2504XXXF	HDM6s400S2504XXXF	-	-	HDM6s400M2504XXX3	HDM6s400T2504XXX3
		315	HDM6s400L3154XXXF	HDM6s400S3154XXXF	-	-	-	-
		350	HDM6s400L3504XXXF	HDM6s400S3504XXXF	-	-	-	-
		400	HDM6s400L4004XXXF	HDM6s400S4004XXXF	-	-	HDM6s400M4004XXX3	HDM6s400T4004XXX3
	 HDM6s-630	3	400	HDM6s630L4003XXXF	HDM6s630S4003XXXF	-	-	-
			500	HDM6s630L5003XXXF	HDM6s630S5003XXXF	-	-	HDM6s630M5003XXX3
630			HDM6s630L6303XXXF	HDM6s630S6303XXXF	-	-	HDM6s630M6303XXX3	HDM6s630T6303XXX3
4		400	HDM6s630L4004XXXF	HDM6s630S4004XXXF	-	-	-	-
		500	HDM6s630L5004XXXF	HDM6s630S5004XXXF	-	-	HDM6s630M5004XXX3	HDM6s630T5004XXX3
		630	HDM6s630L6304XXXF	HDM6s630S6304XXXF	-	-	HDM6s630M6304XXX3	HDM6s630T6304XXX3
 HDM6s-800	3	400	HDM6s800L4003XXXF	HDM6s800S4003XXXF	HDM6s800M4003XXXF	HDM6s800T4003XXXF	-	-
		500	HDM6s800L5003XXXF	HDM6s800S5003XXXF	HDM6s800M5003XXXF	HDM6s800T5003XXXF	-	-
		630	HDM6s800L6303XXXF	HDM6s800S6303XXXF	HDM6s800M6303XXXF	HDM6s800T6303XXXF	-	-
		700	HDM6s800L7003XXXF	HDM6s800S7003XXXF	HDM6s800M7003XXXF	HDM6s800T7003XXXF	-	-
		800	HDM6s800L8003XXXF	HDM6s800S8003XXXF	HDM6s800M8003XXXF	HDM6s800T8003XXXF	-	-
	4	400	HDM6s800L4004XXXF	HDM6s800S4004XXXF	HDM6s800M4004XXXF	HDM6s800T4004XXXF	-	-
		500	HDM6s800L5004XXXF	HDM6s800S5004XXXF	HDM6s800M5004XXXF	HDM6s800T5004XXXF	-	-
		630	HDM6s800L6304XXXF	HDM6s800S6304XXXF	HDM6s800M6304XXXF	HDM6s800T6304XXXF	-	-
		700	HDM6s800L7004XXXF	HDM6s800S7004XXXF	HDM6s800M7004XXXF	HDM6s800T7004XXXF	-	-
		800	HDM6s800L8004XXXF	HDM6s800S8004XXXF	HDM6s800M8004XXXF	HDM6s800T8004XXXF	-	-

HDM6s Molded Case Circuit Breaker

Standard: IEC/EN 60947-2



Technical Data

Fixed Thermal Magnetic

Basic Information (IEC/EN60947-2)

Frame Size	AF	400				630				800							
		3P		4P		3P		4P		3P				4P			
Number of Poles		L	S	L	S	L	S	L	S	L	S	M	T	L	S	M	T
Breaking Capacity Level																	
Rated Ultimate Short-circuit Breaking Capacity Icu (kA rms)		50	25	50	25	50	25	50	25	50	25	70	40	50	25	70	40
Rated Service Short-circuit Breaking Capacity Ics (kA rms)		50%	100%	50%	100%	50%	100%	50%	100%	50%	100%	50%	100%	50%	100%	50%	100%
Mechanical Durability On-off Cycle		4000				4000				2500							
Electrical Durability On-off Cycle		1000				1000				500							
Tripping Unit																	
Rated Current (A) In		200/225/250/315/350/400				400/500/630				400/500/630/700/800							

Accessory

Indication Accessories

OF																	
SD																	

Control Accessories

MX (AC400, 230V, DC220V)																	
MN (AC400, 230V)																	
Extended Rotary Handle (Round and Square)																	
AC Motor Mechanism (AC400, 230V)																	
Mechanical Interlock																	

Mounting & Connection

Fixed, Front Connection																	
Fixed, Rear Connection																	
Plug-in, Rear Connection																	
Plug-in, Front Connection																	
Drawer-out, Rear Connection																	

Connection

Spreader																	
----------	--	--	--	--	--	--	--	--	--	--	--	--	--	--	--	--	--

Protection


Phase Barrier																	
---------------	--	--	--	--	--	--	--	--	--	--	--	--	--	--	--	--	--

Installation Information																	
--------------------------	--	--	--	--	--	--	--	--	--	--	--	--	--	--	--	--	--

See Page 78

See Page 79

See Page 80

'  ' with this option
 ' - ' without this option

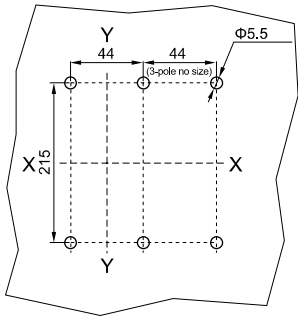
HDM6s Molded Case Circuit Breaker

Standard: IEC/EN 60947-2



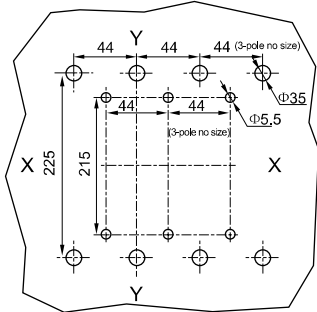
HDM6s400 Installation Dimension

Chart of Fixed Front Connection Installation Hole



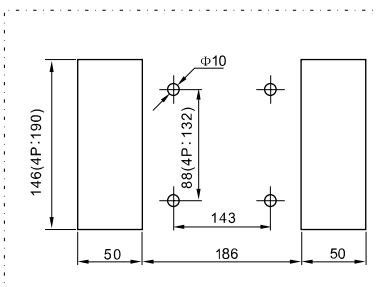
Remark: X-X, Y-Y is the center of 3-pole circuit breaker

Chart of Fixed Rear Connection Installation Hole

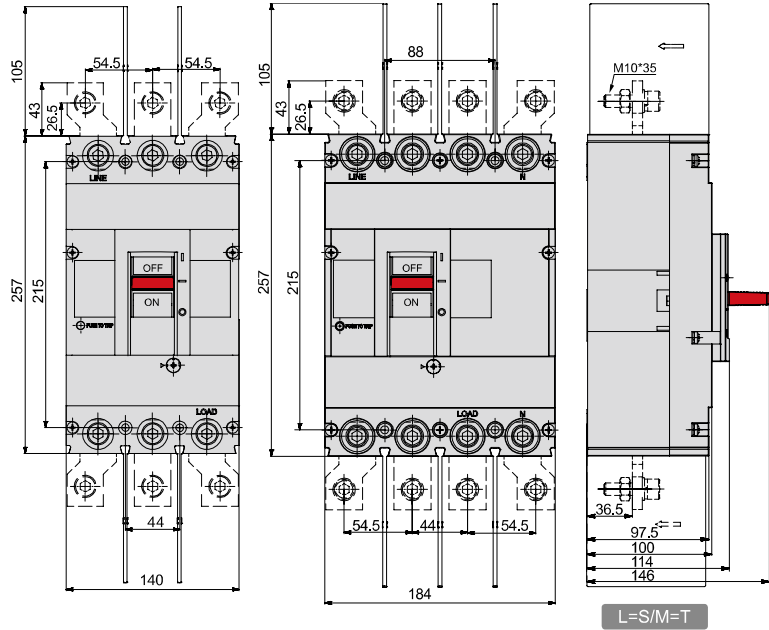


Remark: X-X, Y-Y is the center of 3-pole circuit breaker

Chart of Plug-in Rear Connection Installation Hole



Installation Dimension of Fixed Front Connection



Fixed Rear Connection Wiring

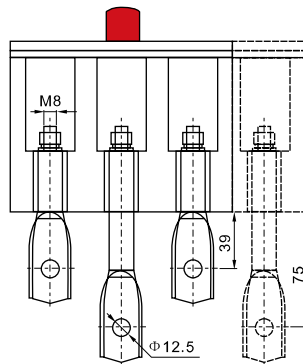
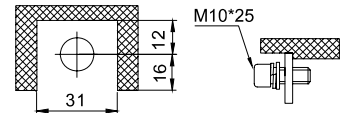
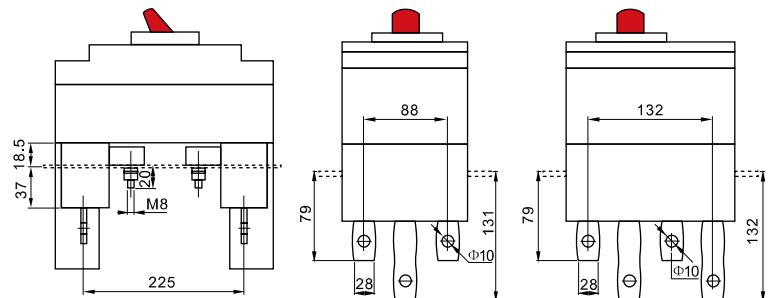


Chart of Terminal Connection Installation Hole



Plug-in Rear Connection Wiring



HDM6s Molded Case Circuit Breaker

Standard: IEC/EN 60947-2



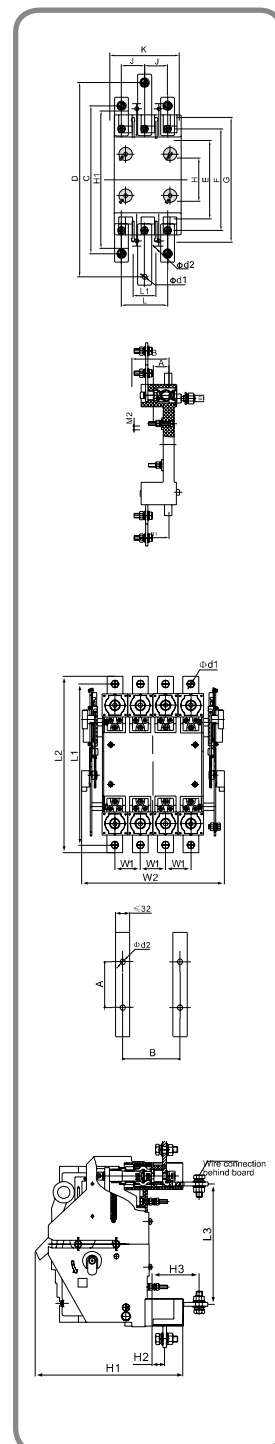
Plug-in Front Connection Installation Dimension (HDM6s100 and HDM6s250)

Equipped with Circuit Breaker	Pole No.	Appearance and Installation Dimension (mm)								
		A	B	B1	C	D	E	F	G	H
HDM6s100	3P	20	48	39	195	252	102	132	162	56
	4P	20	48	39	195	252	102	132	162	56
HDM6s250	3P	23	53	42	204	304	108	144	180	54
	4P	23	53	42	204	304	108	144	180	54

Equipped with Circuit Breaker	Pole No.	Appearance and Installation Dimension (mm)								
		H1	J	K	L	L1	M1	M2	Φd1	d2
HDM6s100	3P	178	30	90	60	30	M8	M5	Φ6.5	M5
	4P	178	30	120	90	60	M8	M5	Φ6.5	M5
HDM6s250	3P	196	35	107	70	35	M8	M5	Φ8.5	M5
	4P	196	35	142	105	70	M8	M5	Φ8.5	M5

Plug-in Front Connection Installation Dimension (HDM6s100 and HDM6s250)

Equipped with Circuit Breaker	Pole No.	Appearance Dimension (mm)								Installation Dimension			
		L1	L2	L3	H1	H2	H3	W1	W2	Φd1	A	B	Φd2
HDM6s400	3P	311	340	205	253	17.5	77	44	211	Φ11	88	141	Φ6.5
	4P	311	340	205	253	17.5	77	44	255	Φ11	132	141	Φ6.5
HDM6s630	3P	341	381	211	282	17.5	92	58	253	Φ13	116	140	Φ6.5
	4P	341	381	211	282	17.5	92	58	311	Φ13	174	140	Φ6.5
HDM6s800	3P	367	410	241	238	26	73	70	289	Φ13	140	131	Φ6.5
	4P	367	410	241	238	26	73	70	359	Φ13	210	131	Φ6.5



HDM6s Molded Case Circuit Breaker

Standard: IEC/EN 60947-2



HDM6s 63A-800A Fixed and Plug-in Circuit Breaker Connection Hole-opening Dimension

Type of Circuit Breaker	Pole No.	Exposure of Front Cover and Pull-out Handle			Exposure of Pull-out Handle Only		
		W1	L1	L11	W2	L2	L21
HDM6s63	3P	76	77	38.5	29	53	27
	4P	101	77	38.5	29	53	27
HDM6s100	3P	92	88	42	35	60	30
	4P	122	88	42	35	60	30
HDM6s250	3P	107	102	51	35	60	30
	4P	142	102	51	35	60	30
HDM6s400	3P	140	180	90	61	102	53
	4P	184	180	90	61	102	53
HDM6s630	3P	182	180	90	65	102	53
	4P	240	180	90	65	102	53
HDM6s800	3P	210	200	100	65	102	51
	4P	280	200	100	65	102	51

Safety Distance

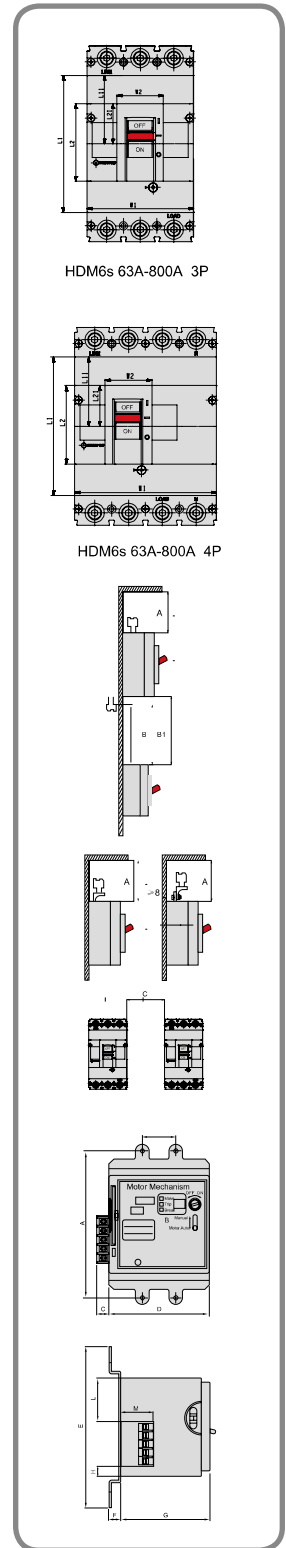
Type of Circuit Breaker	A (mm)	B (mm)	B1 (mm)	C (mm)
HDM6s63	60	60		30
HDM6s100	60	60		30
HDM6s250	60	60	Length of Exposed	30
HDM6s400	110	110	Conductor + B	70
HDM6s630	110	110		70
HDM6s800	110	110		70

Remark: The distance between the products must meet the requirements of C distance even if products have accessories

Installation Dimension

AC Motor Mechanism

Type of Circuit Breaker	A	B	C	D	E	F	G	H	L	M
HDM6s63	117	25	11	76	128	2	80	8.5	38.5	28.5
HDM6s100	129	30	11	90	144	14	80	8.5	38.5	28.5
HDM6s250	126	35	11	104	138	13	80	8.5	38.5	28.5
HDM6s400	215	44	11	140	232	22	112	12	97.5	28.5
HDM6s630	200	58	11	140	216	17	112	12	97.5	28.5
HDM6s800	243	70	11	150	260	16	112	12	97.5	28.5



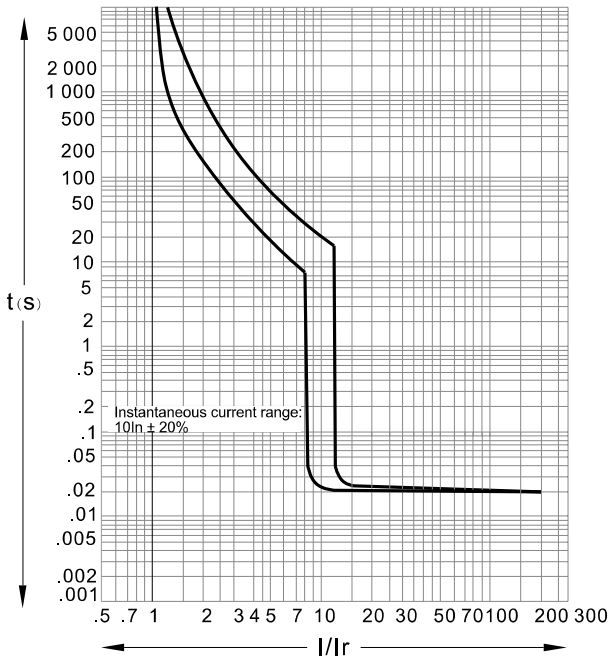
HDM6s Molded Case Circuit Breaker

Standard: IEC/EN 60947-2

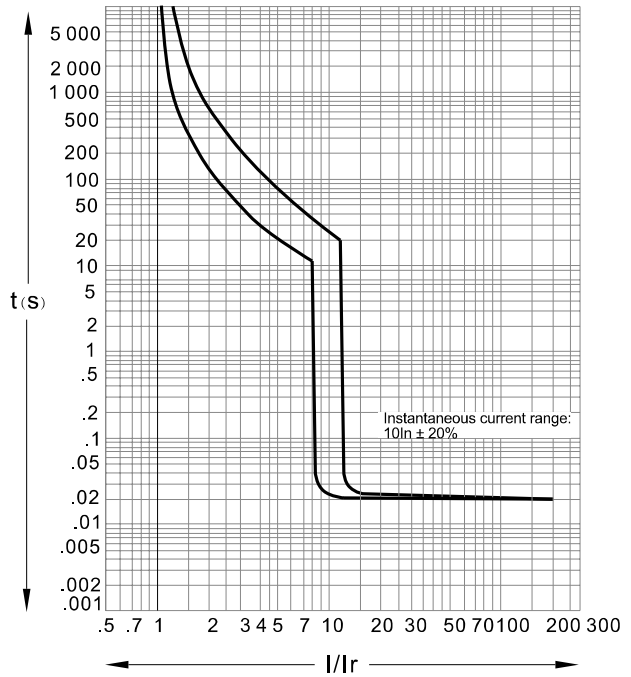


Tripping Release Curve

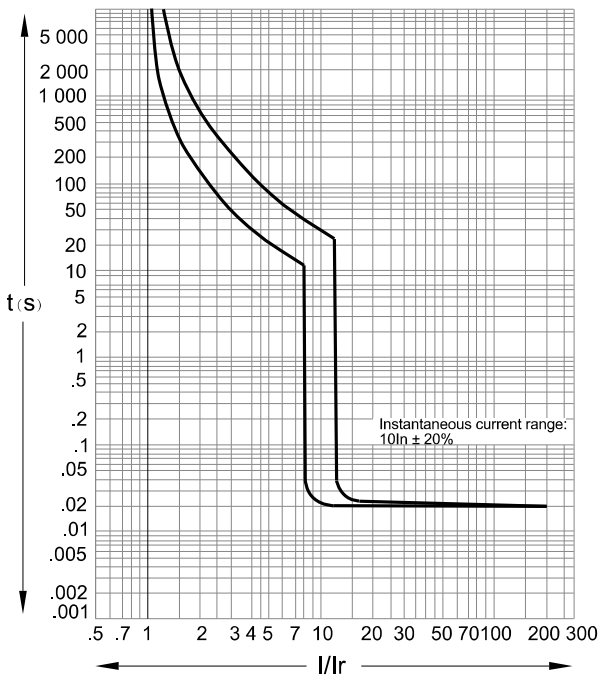
- HDM6s400 200A-400A, the black line is used for the power distribution.



- HDM6s630 400A-630A is used for the power distribution.



- HDM6s800 400A-630A is used for the power distribution.



- HDM6s800 700A-800A is used for the power distribution.

